





Montie, the Sundrop Moose

6" block or larger

General Guidelines: Pre-wash fabrics, especially if using fusible web applique methods. Cut background fabric 1-2" larger than needed. When tracing on the back side of fabrics, reverse the images if you want the objects to face the direction pictured. Using your preferred method, applique pieces in numerical order, then in alphabetical order (if applicable). Some letters (like i, l and o) are not used to label pieces because they look too much like numerals. Paint or embroider small details like facial features. Press then trim block to size needed. If embellishing with 3-dimensional objects like buttons, sequins, lace, etc., add them after project has been quilted. Items to be used by children under age 3 should not have small 3-dimensional objects.

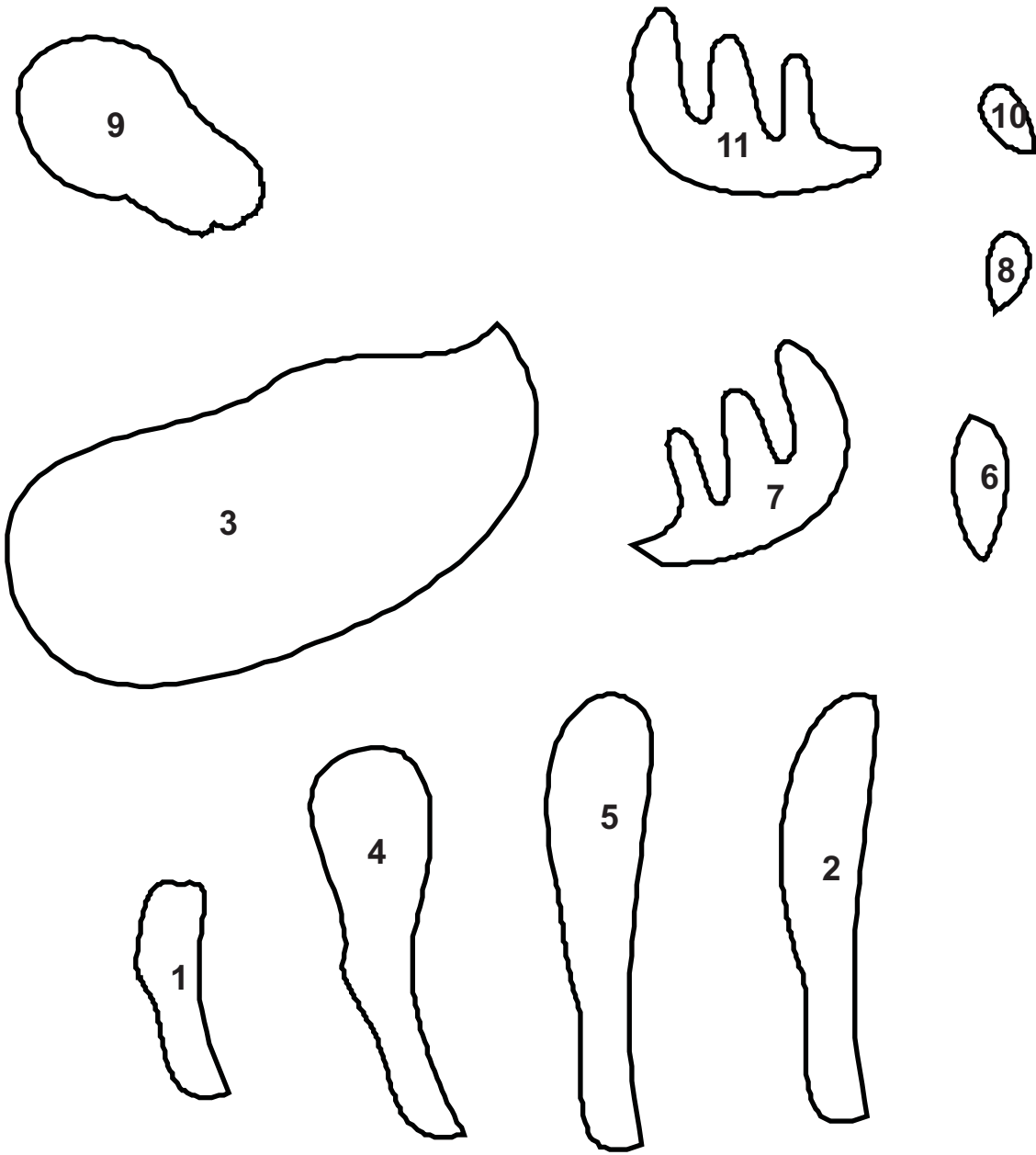


12 - hooves

Copyright 2011 Sandy Harris. All rights reserved. Photocopies allowed for personal use only. For all other uses, please contact the designer. Quilts and other handcrafted items made using this pattern belong to the maker who can do what she/he pleases with those items. Sundrop Designs, PO Box 322, Cottage Grove, OR 97424. www.sundropdesigns.com, sundropdesigns@yahoo.com.



Sundrop Moose



12 - hooves

The hooves can be painted or embroidered.