



2006 Summer Fun Mystery:

For the Dogs

Designed by Sandy Harris

Block 5: Wagon Tracks

Methods: Piecing

Colors needed: Dk. Green, Lt. Green, Blue, Lt. Neutral

Tools needed: rotary cutter and mat

Cut:

Dk. Green: 2 squares 5" x 5"

4 squares 2.5" x 2.5"

Lt Green: 2 squares 5" x 5"

Lt. Neutral: 10 squares 2.5" x 2.5"

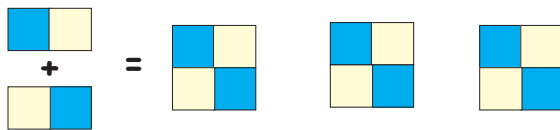
Blue: 6 squares 2.5" x 2.5"

Piecing

1. Sew each blue square to a light neutral square. Press seams toward blue squares.



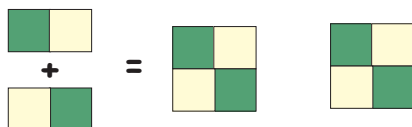
2. Sew units from Step 1 together to make three 4-patch units. Press seams.



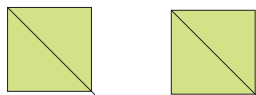
3. Sew small dark green squares to remaining light neutral squares. Press seams toward green.



4. Sew units from Step 3 together to make two 4-patch units. Press seams.



5. Draw a diagonal line across the back side of each light green square.



Rights: You have the right to use this FREE mystery pattern for personal use only. Your finished project is yours to keep, give or sell, but copyright law states that you cannot sell or give away the printed instructions (this includes electronic copies). If you want to use this project to teach a class or use in your guild, or if you want to make more than 2 finished projects, please contact the designer. This limit applies to free patterns only - purchased patterns have a different limit.



2006 Summer Fun Mystery: For the Dogs

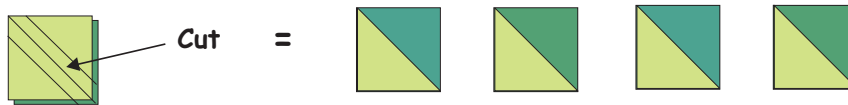
Block 5: Wagon Tracks

Piecing, continued

6. Place each light green square on a large dark green square, right sides together. Sew 1/4" from each side of diagonal line.



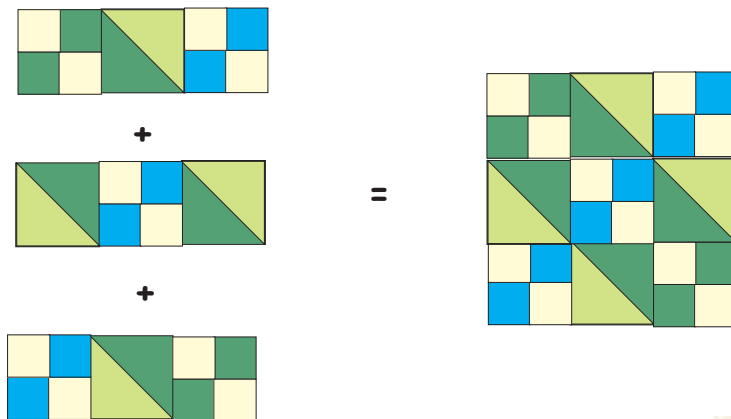
7. Cut on diagonal lines to make four half-square triangle units. Press seams toward dark green. Trim each unit to measure 4.5" x 4.5".



8. Sew units together following the diagram below.



9. Pin units together as shown below, matching seams. Sew seams. Press seams.



10. Press block. Square up to measure 12.5" x 12.5". Your block should look similar to the one shown here:



Rights: You have the right to use this FREE mystery pattern for personal use only. Your finished project is yours to keep, give or sell, but copyright law states that you cannot sell or give away the printed instructions (this includes electronic copies). If you want to use this project to teach a class or use in your guild, or if you want to make more than 2 finished projects, please contact the designer. This limit applies to free patterns only - purchased patterns have a different limit.